


We are pleased to submit this proposal for the Little David LX-500P Apply Only Label Application System for your customer. The requirement is to apply a pre-printed label to your customers carton. The customer is responsible for product handling and product spacing / indexing to the LX-500P. The product must be oriented to the side of the conveyor in front of the LX-500P system. The customer is responsible for any conveyor modification required allowing the LX-500P to be able to apply the label. This may include possible “notching out” the side of the conveyor to allow for clearance of the labeler applicator peel blade, should the label be required to be placed on the near bottom of the case. **A full roll of labels will be required with the order to start manufacturing along with the product being labeled for quality assurance and testing.**

Continuing the tradition of functional labeling for the real world, Loveshaw is proud to release The Little David® LX-500P.

The easy to use LX-500P is a compact and versatile label applicator that can be oriented for top, side or bottom labeling.



**FEATURES OF THE LX-500P INCLUDE:**

- Wipe-On Label Applicator
- Drive Roller-Free Patent-Pending Feed System
- Accurate and Reliable Brushless Servo Motor
- Instantaneous Setting changes
- Durable Stainless Steel Peel Blade
- Easy-to-Read LED Text Display
- Built-In Diagnostics

**PERFORMANCE & DESIGN FEATURES:**

LX-500P can be oriented for top, side or bottom labeling



Servo-controlled label dispensing ensures wrinkle-free application



Control Module makes adjustments quickly with a rotary shuttle control



**Little David LX-500P Apply-Only Passive Labeling System with stand:**

**\$6,155.00**

without stand:

**\$5,075.00**

**OPTIONS AND ACCESSORIES**

LED Warning Light – part# 6000-828

**\$300.00**

LED Warning Light with Audible Siren	\$400.00
Product Detector – Diffuse Light (comes standard/LX500P) part# 4600-900	\$175.00
Product Detector – Retro Reflective – part# 4600-901	\$200.00
LX-500P Maintenance Kit – part# 4100-950 Contains: (2) timing belts, (2) spindles, (2/ea.) Springs, (3) Unwind Fins, (4) Web Guides, (1) Nylon Brush Replacement	\$145.00
ECM Circuit Board Assembly – part# 4100-500	\$315.00
Label Gap Sensor – part# 4100-501	\$58.00
Liner Encoder Wheel – part# 4100-634	\$53.00
Liner Speed Encoder – part# 4100-502	\$140.00
Peel Blade Kit	\$73.00

**AIR REQUIREMENTS:** none.

**LEAD TIME:** Currently estimated to be 2 weeks. However, a specific date will be provided upon receipt of order, approved labeler site survey, labels and product.

**Delivery:** FOB South Canaan, PA

**Terms:** All orders over \$20,000.00 will require a 30% down payment. All other orders net 30 days from shipment.

# LITTLE DAVID

## LX-500P

### SPECIFICATIONS:

#### LABELER

Max. Line Speed: 80 fpm (41 cm/s); Min. Line Speed: 10 fpm (5 cm/s)  
 Max. Label Width: 4" (10.1 cm); Min. Label Width: 0.75" (19 mm)  
 Max. Label Length: 8" (20.3 cm); Min. Label Length: 0.75" (19 mm)  
 Accuracy: ± 0.0625" (± 1.58 mm)  
 Supply Roll OD: 14" (35.5 cm)  
 Supply Roll Capacity: 14" (355.6 mm)

#### ELECTRICAL

**AC Voltage Supply**  
 Nominal: 100 - 240 VAC, 1.6 A, 50/60 Hz  
 Minimum: 90 VAC, 47 Hz; Maximum: 264 VAC, 63 Hz

#### Product Detector


Nominal: low 0-3 VDC; high 3-5 VDC  
 Minimum: 0 VDC; Maximum: 24 VDC

#### Product Detector Pulse

Nominal 10 mS; Minimum 1 mS

### MACHINE DIMENSIONS:

19" (48.26cm) high  
 32" (81.8cm) long  
 23" (58.42cm) wide




**Width**  
Maximum infinite

**Warning Tower**  
Nominal: 0 and 24 VDC, 1 Amp sinking  
Minimum: 0 VDC, 0 mA; Maximum: 24 VDC, 1.5 Amps sinking

**GENERAL**

**Temperature:** 41° to 104° F (5° to 40° C)  
**Humidity:** 10 to 85% RH, non-condensing  
**Dimensions:** (with yoke) 32" L x 23" D x 19" H  
(812.8 mm x 584.2 mm x 482.6 cm)  
**Weight:** 38 lbs. (17.3 kg)  
(includes yoke, not stand)  
**Certifications:** CE, CSA, FCC Approved, Listed (UL 60950)

**LX-500P** shown here  
with optional stand

A large, red-tinted photograph of a conveyor system, showing multiple rollers and a chain of links. The image is used as a background for the Loveshaw contact information.

**LOVESHAW**  
an ITW company  
2206 East Turnpike  
P.O. Box 83  
South Canaan, PA 18459  
Tel: (570) 937-4921 Fax: (570) 937-3229  
Toll Free: (800) 572-3434

**LOVESHAW Europe**  
an ITW company  
Unit 9 Brunel Gate  
West Portway Industrial Estate  
Andover, Hampshire, England SP10 3SL  
Tel: (1264) 357511 Fax: (1264) 355963

Printed in America  
© 2011 LOVESHAW

**1 YEAR WARRANTY**

(EXCEPT FOR MOVING PARTS WHICH ARE SUBJECT TO NORMAL WEAR, TEAR AND REPLACEMENT WHICH ARE WARRANTED ONLY TO BE FREE FROM DEFECTS IN MATERIAL AND WORKMANSHIP).

**WARRANTY EXCLUDES CUSTOMERS SELECTED OEM THERMAL TRANSFER PRINTER OR MATERIAL HANDLING SYSTEM. PRINTER AND/OR CONVEYOR WARRANTY AVAILABLE UNDER SEPARATE COVER.**

\*LIMITED WARRANTY – **LOVESHAW,**

**WARRANTS ONLY THAT THE GOODS SOLD BY IT SHALL BE FREE FROM DEFECTS IN MATERIAL AND WORKMANSHIP, UNDER PROPER AND NORMAL USE AND MAINTENANCE, AS FOLLOWS:**

THE WARRANTY PERIOD SHALL COMMENCE AS OF THE DATE OF DELIVERY TO THE PURCHASER. THE OBLIGATION OF LOVESHAW UNDER THIS WARRANTY IS STRICTLY LIMITED TO THE COST OF REPAIRING OR REPLACING, AS LOVESHAW MAY ELECT, ANY PART OR PARTS THAT PROVE IN LOVESHAW'S JUDGEMENT TO HAVE BEEN DEFECTIVE IN MATERIAL OR WORKMANSHIP AT THE TIME THE GOODS WERE SHIPPED FROM LOVESHAW'S PLANT. ANY WARRANTY CLAIM NOT MADE IN WRITING TO LOVESHAW AT ITS HOME OFFICE WITHIN THE APPLICABLE WARRANTY PERIOD AND WITHIN 10 DAYS OF FAILURE WILL NOT BE VALID. THIS IS THE SOLE AND EXCLUSIVE REMEDY AVAILABLE UNDER THIS WARRANTY. UNDER NO CIRCUMSTANCES WILL LOVESHAW BE LIABLE FOR INCIDENTAL, SPECIAL OR CONSEQUENTIAL DAMAGES.

IF REQUESTED BY LOVESHAW, PURCHASER SHALL RETURN ANY DEFECTIVE PART OR PARTS TO LOVESHAW'S PLANT, FREIGHT PREPAID. ALL WARRANTY PART REPLACEMENTS AND REPAIRS MUST BE MADE BY LOVESHAW OR A LOVESHAW DEALER AUTHORIZED TO HANDLE THE GOODS COVERED BY THIS WARRANTY. ANY OUTSIDE WORK OR ALTERATIONS DONE WITHOUT LOVESHAW'S PRIOR WRITTEN APPROVAL WILL RENDER THIS WARRANTY VOID. **LOVESHAW,** WILL NOT ASSUME ANY EXPENSE OR LIABILITY FOR ANY REPAIRS MADE TO ITS GOODS OUTSIDE ITS WORKS WITHOUT ITS PRIOR WRITTEN CONSENT. THIS WARRANTY SHALL NOT APPLY TO ANY ITEM THAT HAS NOT BEEN USED, OPERATED, AND MAINTAINED IN ACCORDANCE WITH LOVESHAW'S RECOMMENDED PROCEDURES. LOVESHAW SHALL HAVE NO LIABILITY WHATSOEVER WHERE THE GOODS HAVE BEEN ALTERED, MISUSED, ABUSED OR INVOLVED IN AN ACCIDENT.

NO PERSON IS AUTHORIZED TO MAKE ANY WARRANTY OR TO CREATE ANY LIABILITY BINDING UPON LOVESHAW WHICH IS NOT STATED IN THIS WARRANTY. THIS WARRANTY IS EXPRESSLY IN LIEU OF ALL OTHER WARRANTIES OF ANY KIND, EXPRESSED OR IMPLIED, WHICH ARE HEREBY EXCLUDED. IN PARTICULAR, THE IMPLIED WARRANTY OF MERCHANTABILITY, AS WELL AS THE IMPLIED WARRANTY OF FITNESS FOR A PARTICULAR PURPOSE ARE HEREBY EXCLUDED.

**LABELS:** In order to obtain optimum efficiency of Little David Labeling Systems, labels must be manufactured in conformance with the specifications attached.

**Label Specifications:** Label Length 1" minimum to 6" maximum. Label Thickness: .001" to .010". Label Web Width: 1" minimum to 4.125" maximum (maximum label width is 4"). Label Roll capacity" 11 7/8" OD roll with 3" core. Longer labels may require a 4" core to prevent "Label Memory" when dispensing near the end of the roll. Labels are to be die-cut with 1/8" spacing (Inter label gap). Minimum backing paper width is 1/2". See "Label Spec" below.

### **LABEL CONVERTING SPECIFICATIONS**

In order to insure the labeling machines function, the following label specifications are offered as part of this proposal. Seller recommends that Buyer include a copy of these specifications with Buyer's purchase order for labels from Buyer's label converter. There may be exceptions to these specifications, depending upon the particular label construction used.

1. Labels shall be converted with 3 mm  $\pm$  .13 mm minimum spacing between labels, and a minimum side gap of 1.5 mm  $\pm$  .15 mm slit on each side of the label. Maximum media width is determined as appropriate for the print engine selected. Labels shall not be converted with perforations of other separations between labels. Additional label tolerances specified shall be as per diagram "A"[attached, if any].
2. A standard minimum 76 mm ID core is recommended [101 mm or 152 mm ID cores may also be acceptable]. Standard maximum roll OD shall be 305 mm [rolls up to 406 mm may also be acceptable]. Cores shall be slit cleanly to the final media width, including tolerance, and shall be of such composition to resist crushing distortion. The roll end shall not be attached to the core with tape or adhesive.
3. Labels shall be wound to the outside of the roll unless otherwise specified. The labels shall be cleanly die cut, waste removed with no nicks or marks to the outside label perimeter, and centered on the backing media. If possible [unless otherwise specified] the labels shall be oriented: (1) to feed the trailing edge perpendicular to the backing media edge; and, (2) to feed the label with its shortest dimension parallel to the feed path.
4. There shall be no strike-through or fractures of the backing media by the label-processing die, which can be detected by ink or marker penetration after wiping. There shall be no tears or cuts on the backing media edges. The backing media shall be of a uniform density and thickness. It shall be sufficiently translucent as to assure reliable gap detection, given the label stock selected.
5. All eye marks or sensing notches shall be located with the same tolerance as specified for the labels and located on the backing media as is appropriate for the print engine selected. Eye marks shall be opaque, of a uniform density, and a minimum of 6 mm in width by 3 mm in the feed direction. Sensing notches, if possible, shall be as small as practical and located away from the edge of the backing media.
6. The label rolls shall not be wound so tightly as to cause the adhesive to bleed out from around the label edges nor so loosely as to cause roll telescoping. The labels shall be wound with consistent wind tension and shall be flat within 3 mm when measured from a reference surface.
7. Where splicing is necessary in the label roll, splicing shall be consistent with the requirement of the automatic labeling machinery. Preferred splices, when required, shall be of a diagonal style, using a clear transparent pressure sensitive tape applied to the backside of the backing web only (non-release-coated side). All factory splices shall be removed, unless they meet the preferred splice specification.
8. All finished label rolls shall be appropriately marked for identification per customer requirements and shall be packed to assure that the rolls arrive clean, flat and without shipping damage.
9. The label adhesive shall be tested thoroughly to insure the compatibility of the label to the Buyer's product and to have the proper amount of permanence or removability according to Buyer's specifications. All face stock and adhesive combinations are subject to testing for dispensability on automatic labelers prior to acceptance.